



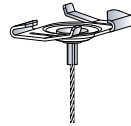
## RIDEAUX

### ZONE DIVIDERS / VORHÄNGE

ref. KITKISUT24


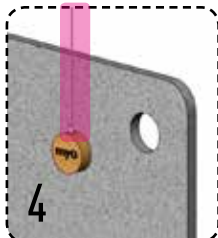
**A**

FAUX-PLAFOND  
SUSPENDED CEILING  
ABGEHÄNGTE DECKE



1,5 ml

x2/rideau  
2/zone dividers - 2/Vorhänge



! cf. côtes perçage  
cf. drilling sizes  
vgl. Bohrmaße

! La suspension  
d'objet sur T24 n'est  
autorisée qu'en cas  
de renforcement de  
l'ossature plafond  
(norme NF DTU 58.1)

Suspending  
objects on T24  
is only allowed  
if the ceiling  
framework has  
been reinforced.

Die Objektaufhängung  
am T24 ist nur bei  
Verstärkung des  
Deckenrahmens  
zulässig (NORM:  
NF DTU 58.1)



ref. KITKISUPB

**B**

PLATRE-BOIS  
PLASTER-WOOD  
GIPSKARTON-HOLZ



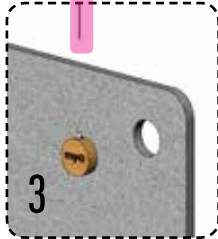
x2/rideau  
2/zone dividers - 2/Vorhänge



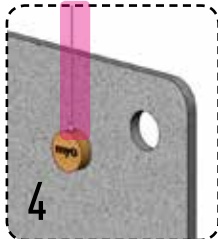
1




2



3



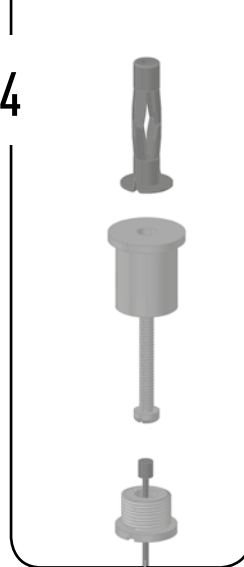
4



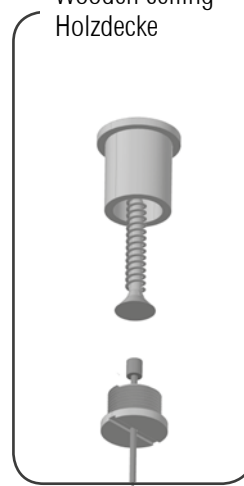
5

**B4**

Plafond plâtre  
Plaster ceiling  
Gipskartondecke



Plafond bois  
Wooden ceiling  
Holzdecke



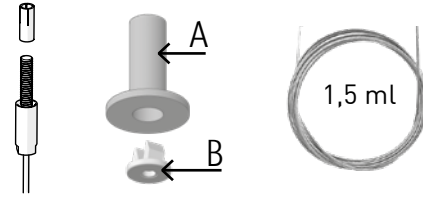
! cf.côtes perçage  
cf. drilling sizes  
vgl. Bohrmaße



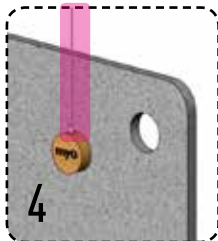
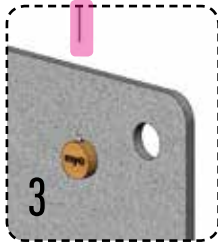
ref. KITKISUDAL

C

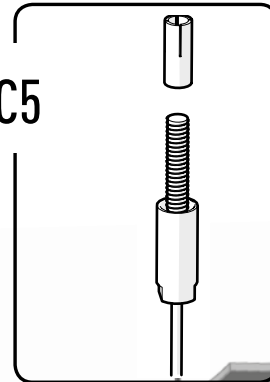
DALLE BÉTON  
CONCRETE SLAB  
BETONPLATTE



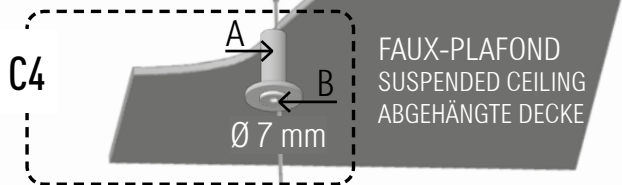
x2/rideau  
2/zone dividers - 2/Vorhänge



C5



C4



FAUX-PLAFOND  
SUSPENDED CEILING  
ABGEHÄNGTE DECKE

! cf.côtes perçage  
cf. drilling sizes  
vgl. Bohrmaße





# CÔTES PERÇAGE

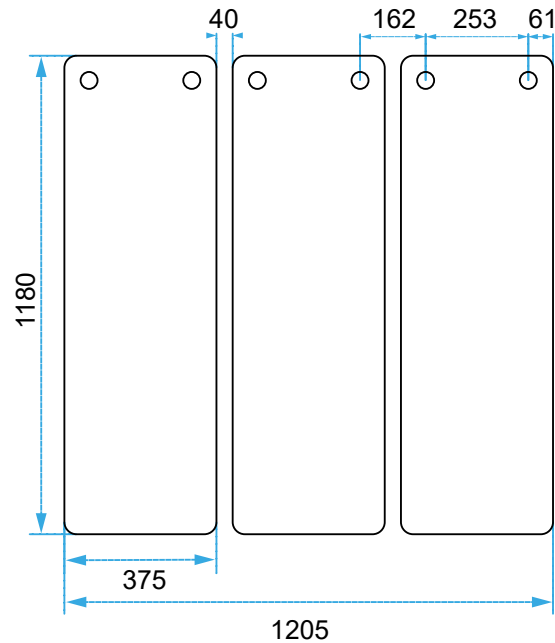
## DRILLING SIZES / BOHRMASSE

Tracer les emplacements de perçage en respectant les côtes

Trace drilling places, with correct sizes

Platzierungen einzeichnen und dabei die Bohrmaße

3 x (375x1180) mm  
KIT 3 RIDEAUX  
3 ZONE DIVIDERS KIT  
3 VORHANG-SET



1180 x 1800 mm  
RIDEAU  
ZONE DIVIDER  
VORHANG

