

QUIETO

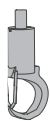


Panneau Rectangle *Rectangle Panel*

ref. KITFIDEPQURECT



X4



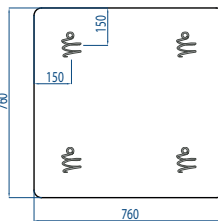
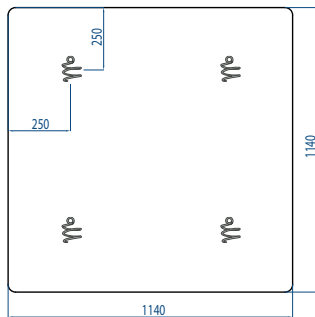
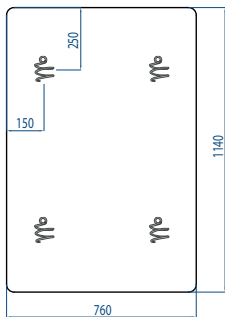
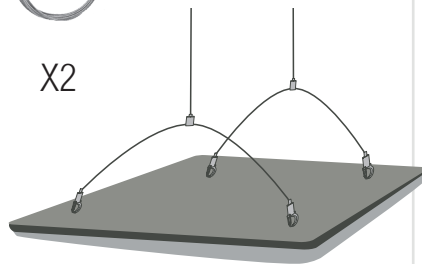
X4



X2



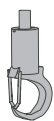
X2



ref. KITFIDEPQURECTGD



X6



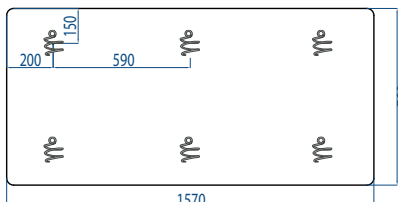
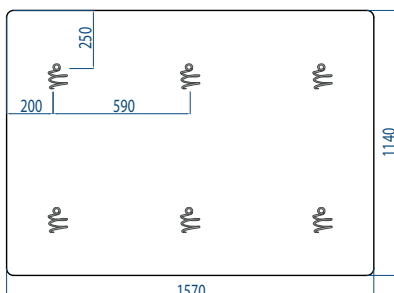
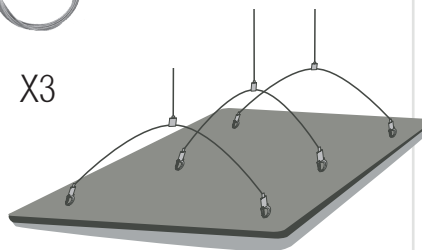
X6



X3



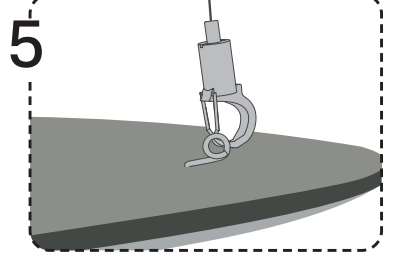
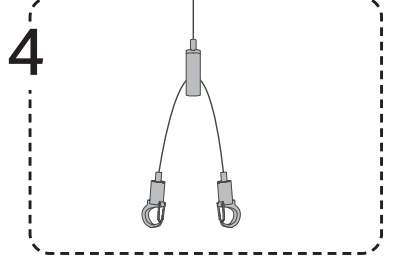
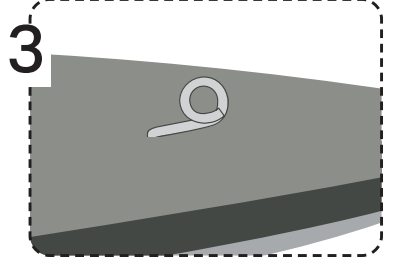
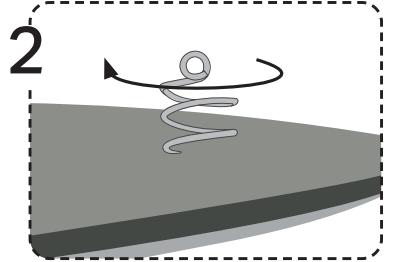
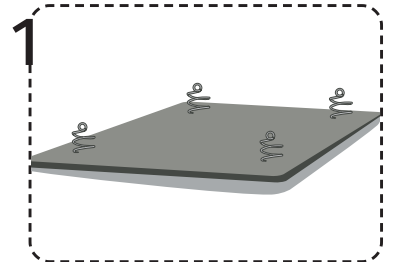
X3



FIXATION PLAFOND

CEILING FIXING

1



REF. NOT_PANAC-QUIETO_0124

myo

QUIETO

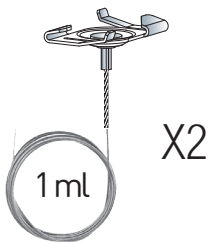


Panneau Rectangle
Rectangle Panel

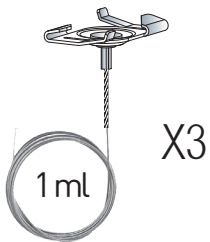
FAUX-PLAFOND *SUSPENDED CEILING*

1

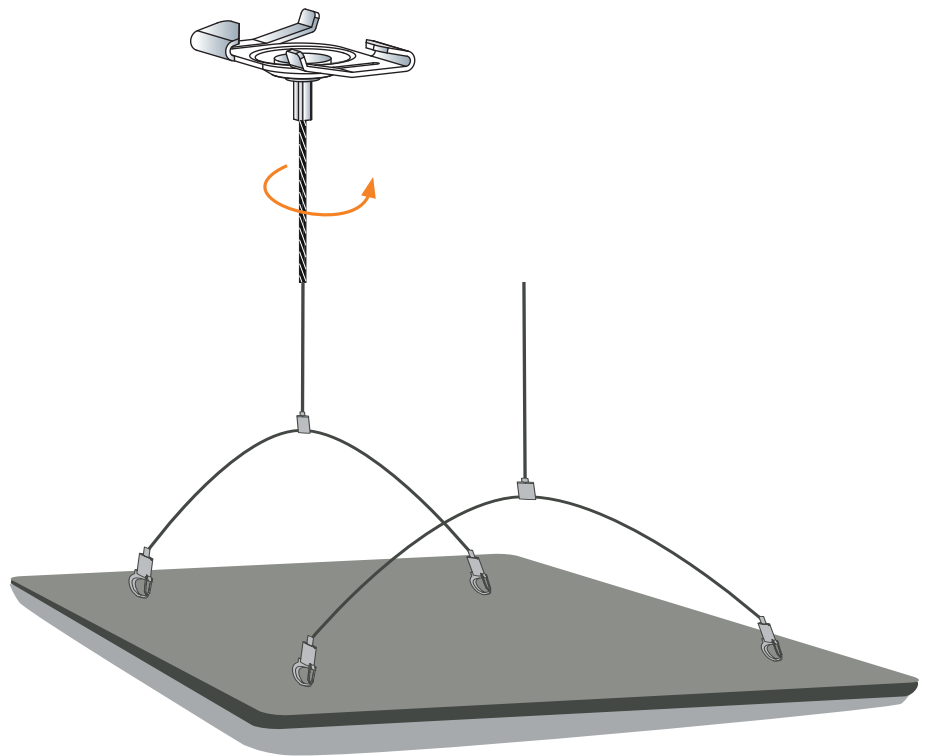
ref. KITKISUT24



ref. KITKISUT24GD



! cf.côtes perçage
cf. drilling sizes

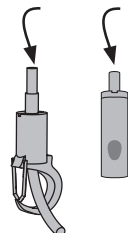


REF. NOT_PANAC-QUIETIO_0124

La suspension d'objet sur T24 n'est autorisée qu'en cas de renforcement de l'ossature plafond (norme NF DTU 58.1)
Suspending objects on T24 is only allowed if the ceiling framework has been reinforced.



Libérer du câble en appuyant sur le poussoir
Free cable by pressing on the push button



myo

QUIETO

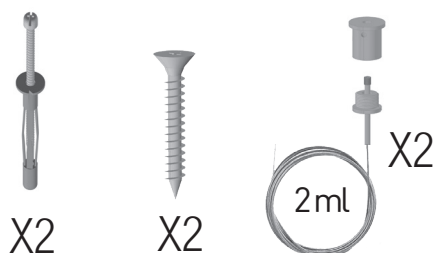


Panneau Rectangle
Rectangle Panel

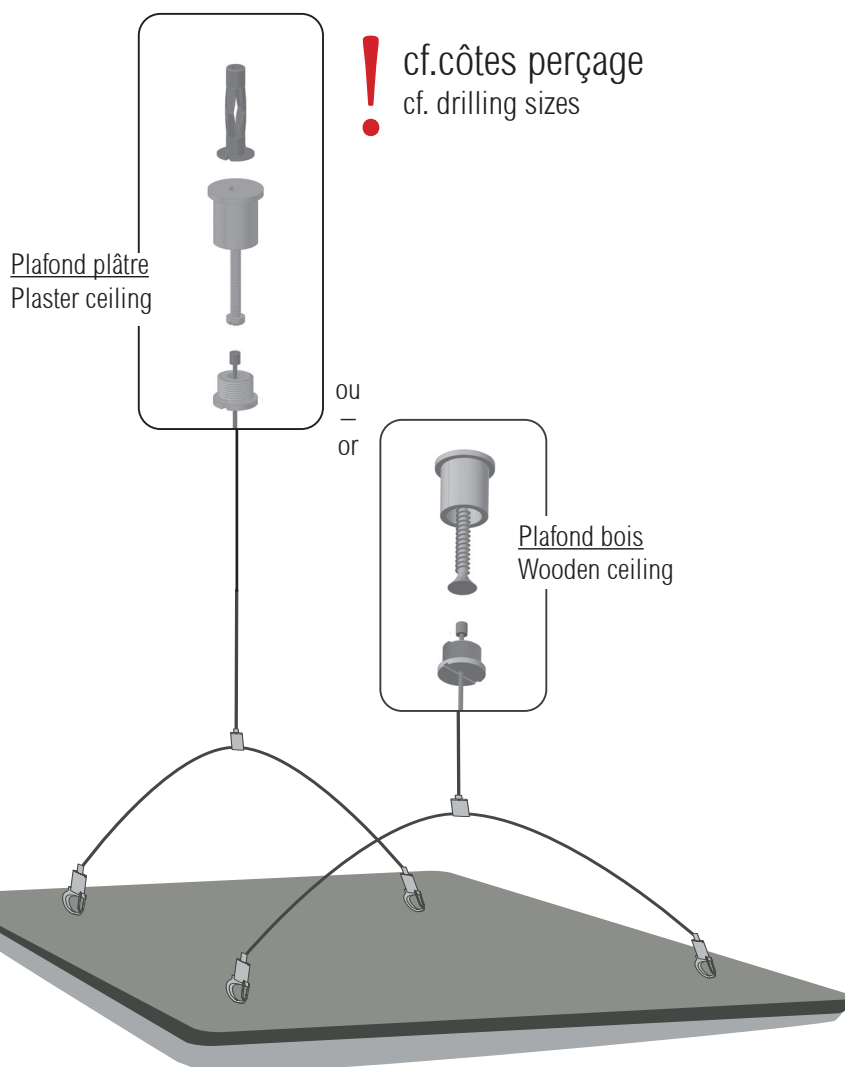
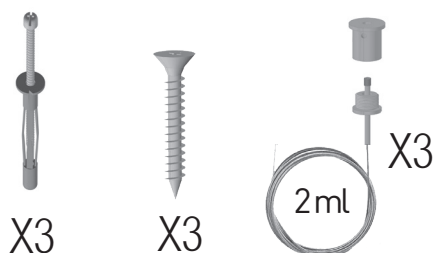
PLATRE-BOIS
PLASTER-WOOD



ref. KITKISUPB

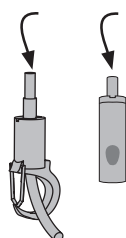


ref. KITKISUPBGD



Libérer du câble
en appuyant sur
le poussoir

Free cable by
pressing on the
push button



myo

QUIETO

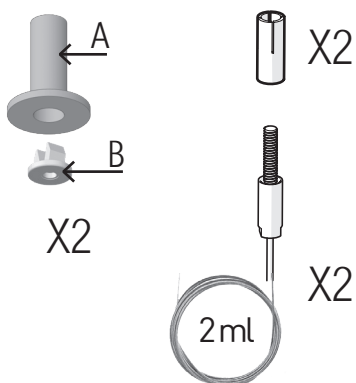


Panneau Rectangle
Rectangle Panel

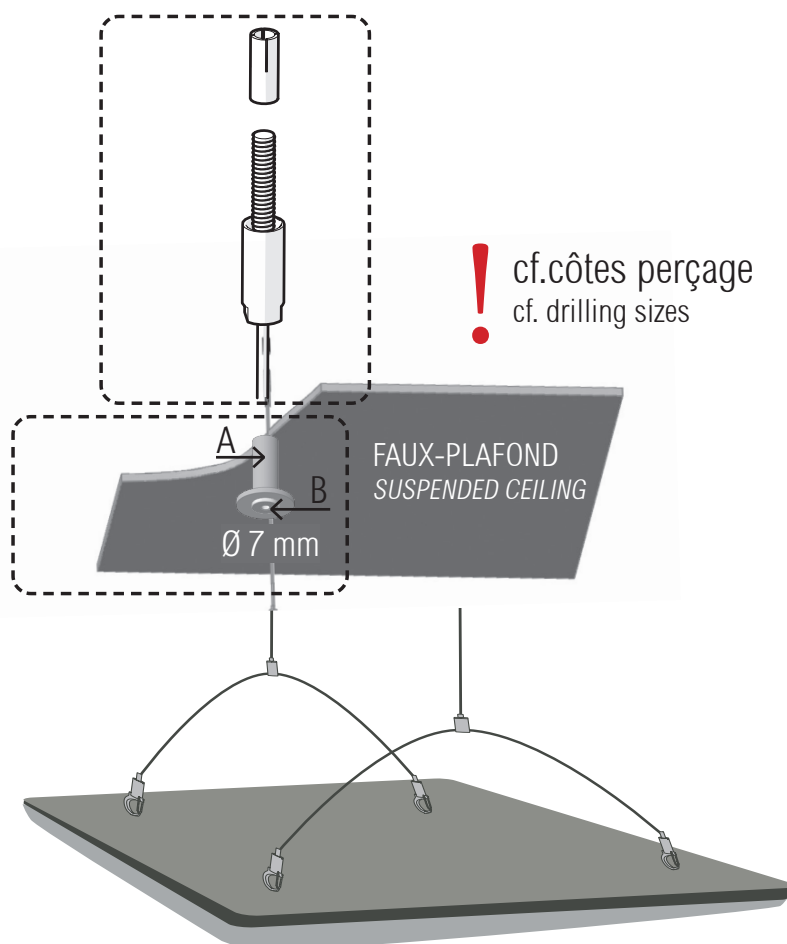
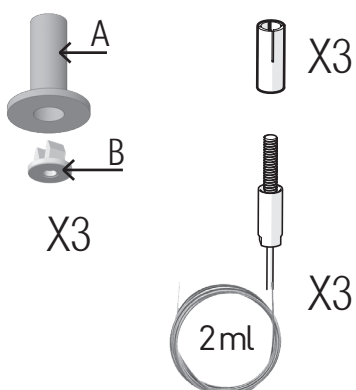
DALLE BETON *CONCRETE SLAB*



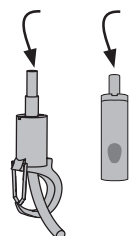
ref. KITKISUDAL



ref. KITKISUDALGD



Libérer du câble en appuyant sur le poussoir
Free cable by pressing on the push button



REF. NOT_PANAC-QUIETIO_0124

myo

QUIETO



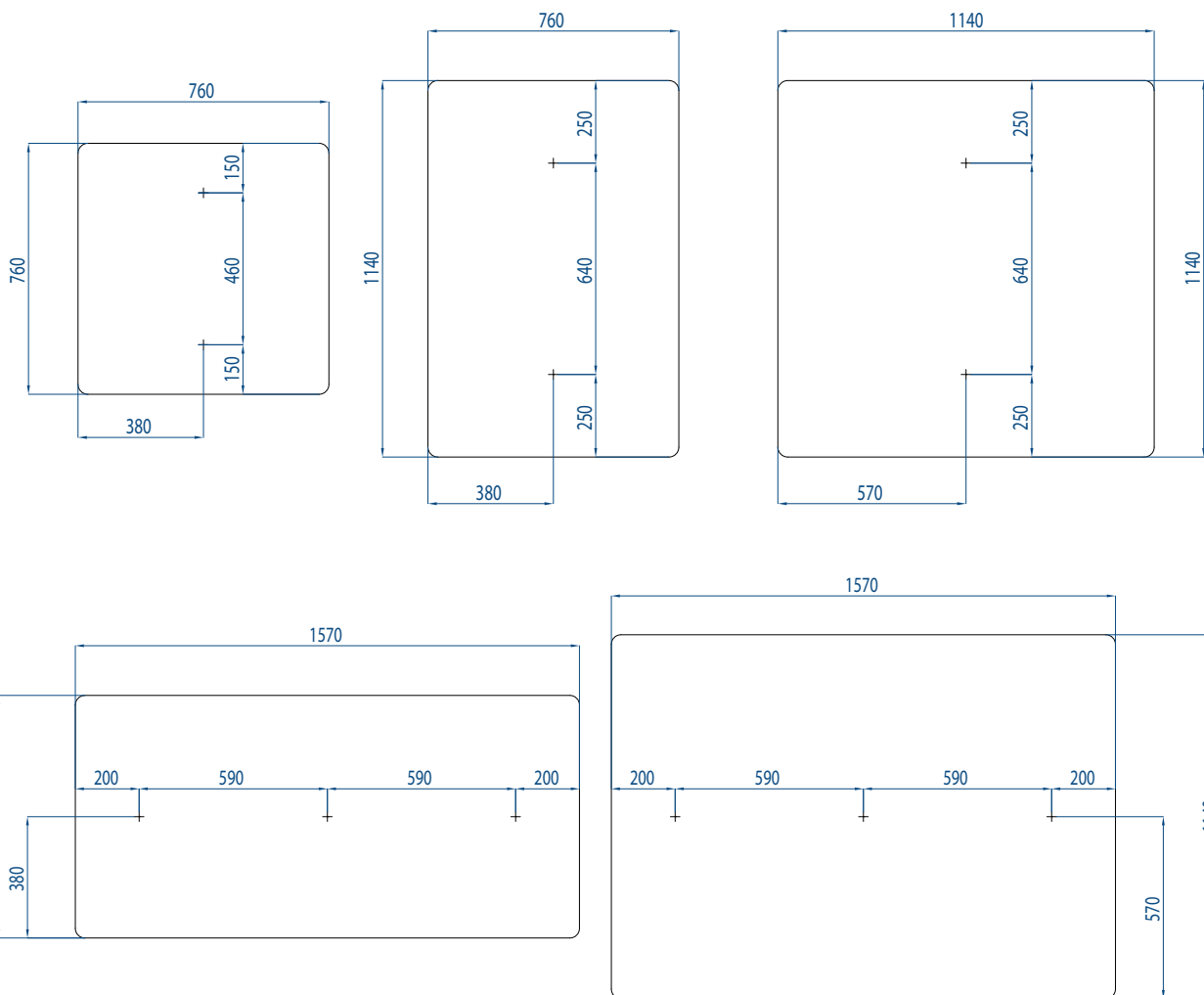
Panneau Rectangle
Rectangle Panel

CÔTES DE PERCAGE PLAFOND *DRILLING SIZES CEILING*



Tracer les emplacements de perçage en respectant les côtes

Trace drilling places, with correct sizes




REF. NOT_PANAC-QUIETIO_0124

myo

QUIETO



Panneau Rectangle *Rectangle Panel*

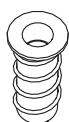


FIXATION MUR

WALL FIXING

2

ref. KITFIMURAL



X4

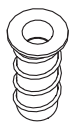


X4



X4

ref. KITFIMURALGD



X6


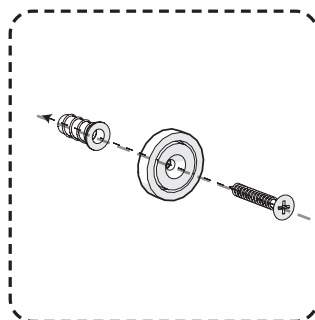


X6



X6

! cf. côtes perçage
cf. drilling sizes



REF. NOT_PANAC-QUIETIO_0124

myO

QUIETO



Panneau Rectangle
Rectangle Panel

ENTRETOISES *SPACERS*

OPTIONS

OPTIONS

2

ref. KITFIMURAL



X4



X4



X4

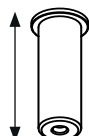


ref. KITDECAL430 / 452



X4

30 mm
ou/or
52 mm



X4

ref. KITFIMURALGD



X6



X6



X

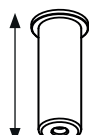


ref. KITDECAL630 / 652




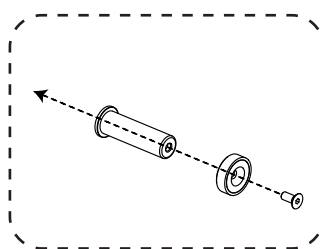
X6

30 mm
ou/or
52 mm



X6

! cf. côtes perçage
cf. drilling sizes



myo

QUIETO



Panneau Rectangle
Rectangle Panel


RETRO-ECLAIRAGE *BACKLIGHTING*

OPTIONS

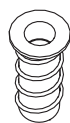
OPTIONS

2

ref. AS0000542...



X1




X4

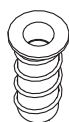


X4


ref. AS0000544...



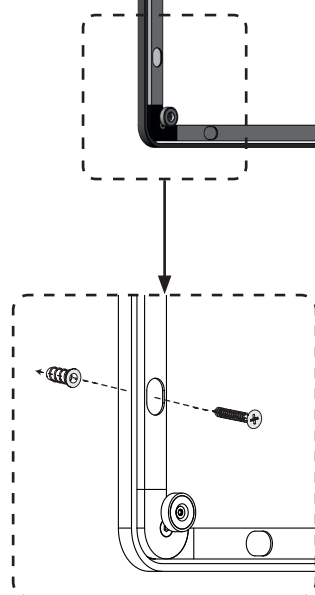
X1



X6



X6



! cf. côtes perçage
cf. drilling sizes

REF. NOT_PANAC-QUIETIO_0124

myo